



SANTA BARBARA COUNTY

SHERIFF'S OFFICE

Bill Brown, Sheriff

2019-2020
CONTRACT CITY ANNUAL
REPORT



SANTA BARBARA COUNTY SHERIFF'S OFFICE
CONTRACT SERVICE BUREAU

COMPLIANCE TOTALS

07/01/2019 - 06/30/2020

	BUELLTON	CARPINTERIA	GOLETA	SOLVANG
ANNUAL HOURS SCHEDULED	8,760	17,520	26,280	8,760
ANNUAL HOURS PROVIDED	9,128	18,897	28,195	8,984
HOURLY VARIANCE +/-	+344	+1,329	+1,843	+200
ANNUAL COMPLIANCE	103.91%	107.57%	107.02%	102.29%
CALLS FOR SERVICE	965	3,117	6,712	1,021
REPORT/ADMIN TIME	899	1,314	4,521	1,070
SHIFT CHANGE	711	1,459	2,184	719
PROACTIVE PATROL TIME	5,418	11,750	12,032	4,914
CITY CAR OUT OF AREA	526	448	1,716	870
COUNTY CAR IN CITY	1,135	1,381	2,746	1,261

2019 CRIME STATISTICS

	BUELLTON	CARPINTERIA	GOLETA	SOLVANG
CRIMINAL HOMICIDE	0	0	0	0
FORCIBLE RAPE	0	0	3	0
ROBBERY	0	1	6	1
ALL ASSAULTS	23	65	152	30
ALL BURGLARIES	26	36	222	31
THEFTS	26	105	315	45
VEHICLE THEFT	7	16	38	4
TRAFFIC ACCIDENTS	27	69	341	35
CITATIONS	393	200	844	99
CALLS FOR SERVICE	4,607	9,206	22,392	5,452
REPORTS TAKEN	593	1,595	3,158	663



FY 2019-2020

Contract City Annual Report



City of Buellton

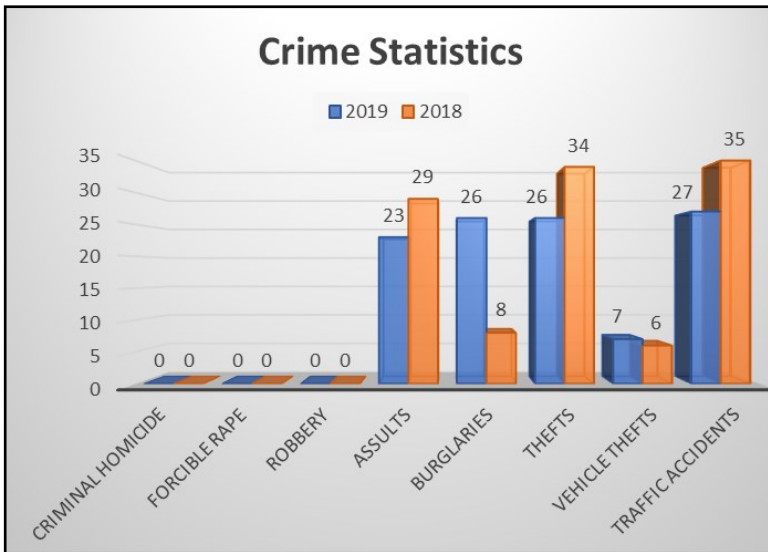


YTD Compliance

2019	2018
103.91%	104.18%

↓ 0.27%

Crime Statistics



CRIME

	2019	2018	% Change
Criminal Homicide	0	0	0.00%
Forcible Rape	0	0	0.00%
Robbery	0	0	0.00%
Assaults	23	29	-20.69%
Burglaries	26	8	225.00%
Thefts	26	34	-23.53%
Vehicle Thefts	7	6	16.67%
Traffic Accidents	27	35	-22.86%
Citations	393	316	24.37%

Reports Taken

2019

593

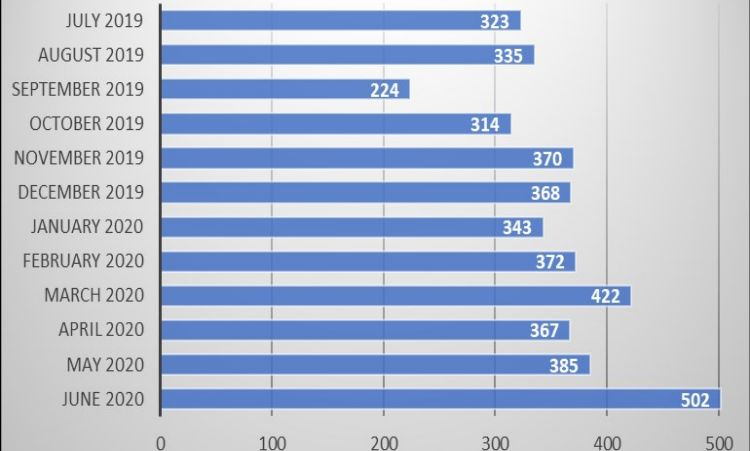
2018

503

COMPLIANCE

	2019	2018	% Change
Annual Hours Contracted	8,760	8,760	0.00%
Annual Hours Provided	9,128	9,123	0.05%
Calls for Service	965	1,093	-11.71%
Report/Admin Time	899	642	40.03%
Shift Change	711	724	-1.80%
Proactive Patrol Time	5,418	5,629	-3.75%
City Car Out of Area	526	596	-11.74%
County Car in City	1,135	1,065	6.57%

Calls For Service



FY 2019-2020

Contract City Annual Report



City of Carpinteria

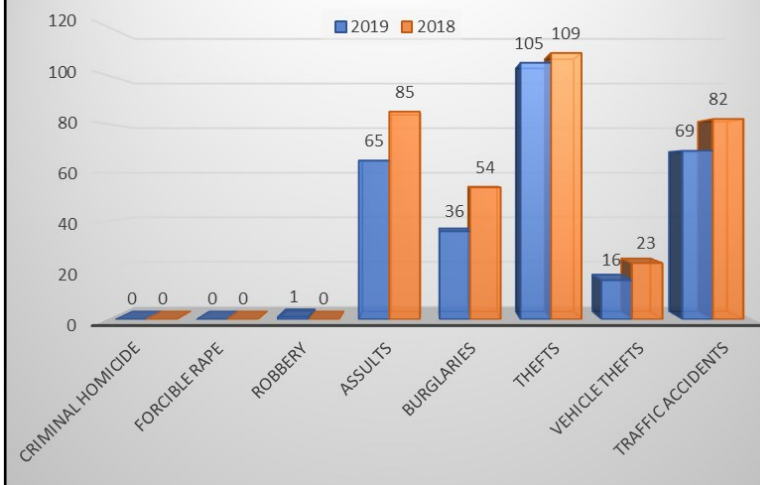


YTD Compliance

2019	2018
107.57%	107.47%

↑ 0.09%

Crime Statistics



CRIME	2019	2018	% Change
Criminal Homicide	0	0	0.00%
Forcible Rape	0	0	0.00%
Robbery	1	0	100.00%
Assaults	65	85	-23.53%
Burglaries	36	54	-33.33%
Thefts	105	109	-3.67%
Vehicle Thefts	16	23	-30.43%
Traffic Accidents	69	82	-15.85%
Citations	200	110	81.82%

Reports Taken

2019

1,595

2018

1,660

COMPLIANCE

	2019	2018	% Change
Annual Hours Contracted	17,520	17,520	0.00%
Annual Hours Provided	18,897	18,832	0.35%
Calls for Service	3,117	3,270	-4.68%
Report/Admin Time	1,314	1,568	-16.20%
Shift Change	1,459	1,455	0.27%
Proactive Patrol Time	11,750	11,259	4.36%
City Car Out of Area	448	449	-0.22%
County Car in City	1,381	1,393	-0.86%

Calls For Service



FY 2019-2020

Contract City Annual Report

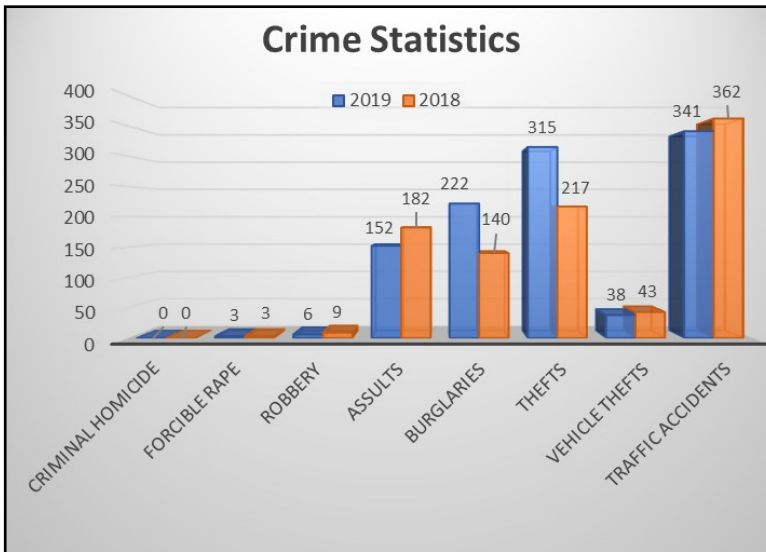


City of Goleta



YTD Compliance	
2019	2018
107.02%	106.75%

↑ 0.25%



CRIME	2019	2018	% Change
Criminal Homicide	0	0	0.00%
Forcible Rape	3	3	0.00%
Robbery	6	9	-33.33%
Assaults	152	182	-16.48%
Burglaries	222	140	58.57%
Thefts	315	217	45.16%
Vehicle Thefts	38	43	-11.63%
Traffic Accidents	341	362	-5.80%
Citations	844	1,171	-27.92%

Reports Taken

2019

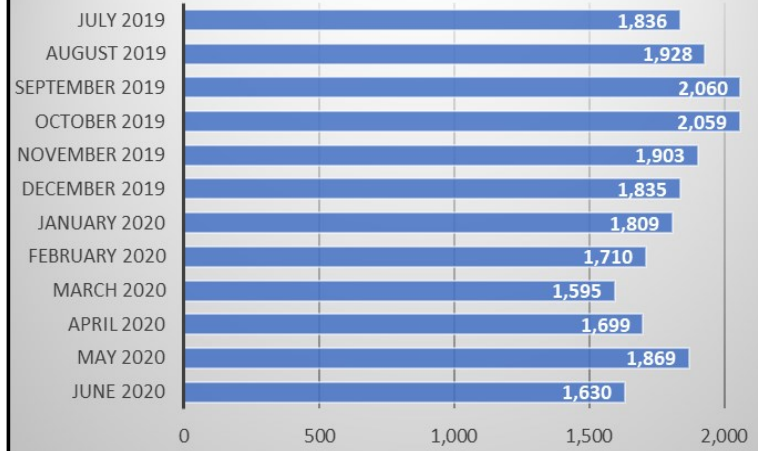
3,230

2018

3,158

COMPLIANCE	2019	2018	% Change
Annual Hours Contracted	26,280	26,280	0.00%
Annual Hours Provided	28,195	28,058	0.49%
Calls for Service	6,712	7,065	-5.00%
Report/Admin Time	4,521	3,053	48.08%
Shift Change	2,185	2,175	0.41%
Proactive Patrol Time	12,032	12,933	-6.97%
City Car Out of Area	1,716	1,610	6.58%
County Car in City	2,746	2,836	-3.17%

Calls For Service



FY 2019-2020

Contract City Annual Report

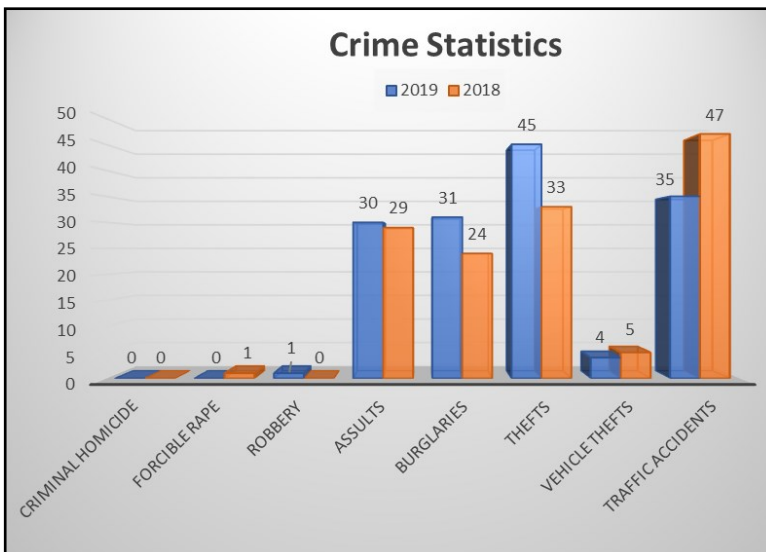


City of Solvang



YTD Compliance	
2019	2018
102.29%	103.49%

↓ 1.16%



CRIME	2019	2018	% Change
Criminal Homicide	0	0	0.00%
Forcible Rape	0	1	-100.00%
Robbery	1	0	100.00%
Assaults	30	29	3.45%
Burglaries	31	24	29.17%
Thefts	45	33	36.36%
Vehicle Thefts	4	5	-20.00%
Traffic Accidents	35	47	-25.53%
Citations	99	62	59.68%

Reports Taken

2019

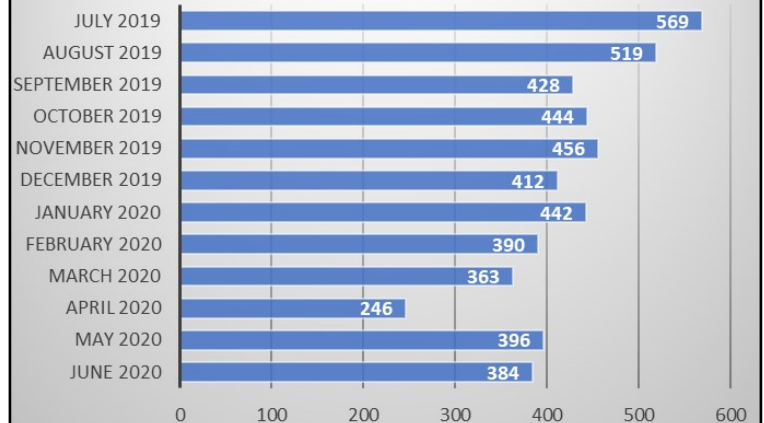
663

2018

544

COMPLIANCE	2019	2018	% Change
Annual Hours Contracted	8,760	8,760	0.00%
Annual Hours Provided	8,984	9,064	-0.88%
Calls for Service	1,021	1,067	-4.31%
Report/Admin Time	1,070	734	45.78%
Shift Change	719	784	-8.29%
Proactive Patrol Time	4,914	5,726	-14.18%
City Car Out of Area	870	996	-12.65%
County Car in City	1,261	1,254	0.56%

Calls For Service



FY 2019-2020

Contract City Annual Report

